



# Official ASBK Test

## Phillip Island GP Circuit

### February 2 & 3



ASBK.COM.AU f t i y

### SUPERSPORT Practice 3

Date: **02/02/19**  
Event: **P12**  
Weather: **Sunny - Temp: 28.0C**  
Track: **Dry - Temp: 55.0C**

Started at: **14:25:15**  
Laps: **25 Min**  
Starters: **16**  
Printed at: **14:57**

### CLASSIFICATION

Pos	No	Name	Machine	Fastest Lap	On Lap	Behind Prev	Behind Leader	Top Speed
1	7	Tom TOPARIS (NSW) / Landbridge Yamaha / YRT / Leda Nutrition / Ganter Constructions	Yamaha YZF-R6	1:36.665	2 of 6			255
2	17	Broc PEARSON (QLD)	Yamaha YZF-R6	1:37.588	4 of 11	.923	.923	258
3	27	Nicholas LIMINTON (SA) / Yamaha Motor Aust. / Race Bike Services / Ohlins / Maxima Oils	Yamaha YZF-R6	1:37.829	7 of 7	.241	1.164	249
4	68	Oli BAYLISS (QLD)	Yamaha YZF-R6	1:37.921	8 of 8	.092	1.256	244
5	33	Reid BATTYE (NSW) / Suzuki / RidelineRoadbikeshop / Link international / AGV / Macna / TCX	Suzuki GSX-R	1:38.851	10 of 11	.930	2.186	253
6	46	Aidan HAYES (NSW) / Hayes Johnston Pty Ltd Chartered Accountants	Yamaha YZF-R6	1:39.653	4 of 7	.802	2.988	252
7	85	Ty LYNCH (SA) / Australian Outdoor Living / A-Plus Diesel / Adelaide M-cycle Recovery	Yamaha YZF-R6	1:40.165	8 of 10	.512	3.500	248
8	42	Jack PASSFIELD (NSW) / Stay Upright Rider Training / GASD Suspension / Dmoto / Pirelli / KYT	Yamaha YZF-R6	1:40.227	7 of 7	.062	3.562	247
9	54	Sam LAMBERT (NT) / Mv Agusta Aus-NZ / Fuchs Silkolene / Bridgestone / Ride Dynamics	MV Agusta F3	1:40.240	10 of 10	.013	3.575	252
10	96	Luke MITCHELL (NSW) / JNL Racing / YRD	Yamaha YZF-R6	1:40.432	10 of 10	.192	3.767	251
11	88	Luke SANDERS (VIC)	Yamaha YZF-R6	1:40.723	6 of 6	.291	4.058	252
12	82	Chris QUINN (NSW) / Coopers Dry / The Channon Tavern	Yamaha YZF-R6	1:40.976	6 of 8	.253	4.311	245
13	61	Rhys BELLING (VIC) / LXI Racing / YRD / Yamaha / The Grinning Dingo / AARK Susp. & Tuning	Yamaha YZF-R6	1:41.155	14 of 15	.179	4.490	246
14	39	Scott NICHOLSON (VIC) / Traction Control Motorsport	Suzuki GSX-R	1:41.293	8 of 10	.138	4.628	249
15	555	Andrew EDSER (NSW) / KHB Racing	Kawasaki ZX6R	1:41.539	12 of 12	.246	4.874	249
16	21	Daniel LEONARD (VIC) / Smith Truck Group / Ords Motorcycles	Yamaha YZF-R6	1:45.491	4 of 11	3.952	8.826	241

Current best lap for SS class - 1:35.330 by Mark CHIODO (VIC) on a Triumph Daytona set on 07/10/17



*Scott Laing*  
Chief Time Keeper - Scott Laing

Clerk of Course - Simon Maas

Computime Race Timing Systems Pty Ltd © 1996  
Licensed to Computime Race Timing Systems

[www.computime.com.au](http://www.computime.com.au)

COMPUTIME RACE TIMING SYSTEMS PTY LTD





# 2019 Official ASBK Test

## Phillip Island GP Circuit

### February 2 & 3



ASBK.COM.AU f t i y

### SUPERSPORT Practice 3

Date: 02/02/19  
Event: P12  
Weather: Sunny - Temp: 28.0C  
Track: Dry - Temp: 55.0C

Started at: 14:25:15  
Laps: 25 Min  
Starters: 16  
Printed at: 14:57

### LAP TIMES

No	Name	Lap 1	Lap 2	Lap 3	Lap 4	Lap 5	Lap 6	Lap 7	Lap 8	Lap 9	Lap 10
7	Tom TOPARIS (NSW)	1:54.603	<u>1:36.665</u>	1:37.209	14:49.441	1:51.236	1:39.786				
17	Broc PEARSON (QLD)	1:51.468	1:41.072	1:38.092	<u>1:37.588</u>	1:38.048	9:08.037	2:04.183	1:39.494	1:38.118	1:37.977
	10	1:43.161									
21	Daniel LEONARD (VIC)	1:53.725	1:46.302	1:45.722	<u>1:45.491</u>	1:45.546	5:58.368	1:54.678	1:46.986	1:46.781	1:57.758
	10	1:46.588									
27	Nicholas LIMINTON (SA)	3:40.668	1:51.147	1:48.923	1:38.518	1:40.747	1:38.224	<u>1:37.829</u>			
33	Reid BATTYE (NSW)	1:53.540	1:39.802	1:57.450	4:51.316	1:50.992	1:42.636	1:39.300	4:24.810	1:49.521	<u>1:38.851</u>
	10	1:38.978									
39	Scott NICHOLSON (VIC)	2:07.237	1:42.827	1:41.878	1:41.463	1:41.472	6:06.904	1:51.660	<u>1:41.293</u>	3:08.866	1:46.631
42	Jack PASSFIELD (NSW)	1:50.690	1:53.541	1:41.076	1:41.692	1:40.401	1:40.616	<u>1:40.227</u>			
46	Aidan HAYES (NSW)	1:49.549	1:42.390	1:39.667	<u>1:39.653</u>	1:40.028	1:40.381	1:39.905			
54	Sam LAMBERT (NT)	1:51.365	1:57.040	1:40.946	1:40.292	2:07.231	1:40.500	1:40.359	9:03.951	1:53.103	<u>1:40.240</u>
61	Rhys BELLING (VIC)	1:52.941	1:43.794	1:43.181	1:42.720	1:42.390	1:42.136	1:42.063	1:42.452	1:43.168	1:44.092
	10	1:42.454	1:42.623	1:42.291	<u>1:41.155</u>	1:41.353					
68	Oli BAYLISS (QLD)	1:51.251	1:42.419	1:39.537	1:38.939	8:26.829	1:52.780	1:38.575	<u>1:37.921</u>		
82	Chris QUINN (NSW)	1:56.227	1:41.798	1:41.156	3:47.561	1:52.430	<u>1:40.976</u>	3:27.802	1:53.505		
85	Ty LYNCH (SA)	1:48.431	1:41.662	1:41.028	1:40.410	1:41.104	9:12.346	1:49.974	<u>1:40.165</u>	1:40.466	1:40.478
88	Luke SANDERS (VIC)	1:50.596	1:42.323	1:41.806	1:41.836	1:41.783	<u>1:40.723</u>				
96	Luke MITCHELL (NSW)	1:56.873	1:54.269	1:41.818	1:41.172	5:01.231	1:57.475	1:40.743	4:23.928	1:54.699	<u>1:40.432</u>
555	Andrew EDSER (NSW)	1:54.489	1:42.957	1:42.427	1:42.694	1:42.558	1:41.877	1:42.903	2:00.280	1:42.666	4:20.844
	10	1:51.737	<u>1:41.539</u>								


*Scott Laing*  
Chief Time Keeper - Scott Laing

Clerk of Course - Simon Maas

Computime Race Timing Systems Pty Ltd © 1996  
Licensed to Computime Race Timing Systems

[www.computime.com.au](http://www.computime.com.au)

COMPUTIME RACE TIMING SYSTEMS PTY LTD





# Official ASBK Test

## Phillip Island GP Circuit

### February 2 & 3



ASBK.COM.AU f t i y

### SUPERSPORT Practice 3

Date: 02/02/19  
Event: P12  
Weather: Sunny - Temp: 28.0C  
Track: Dry - Temp: 55.0C


Started at: 14:25:15  
Laps: 25 Min  
Starters: 16  
Printed at: 14:57

### SPLIT TIMES

Lap	Split 1	Split 2	Split 3	Split 4	Lap Time	Spd	Lap	Split 1	Split 2	Split 3	Split 4	Lap Time	Spd
<b>7 Tom TOPARIS (NSW) (1st)</b>							2	34.188	30.199	18.860	27.900	1:51.147 P	
1	36.002	32.237	18.867	27.497	1:54.603 P	249	3	23.934	38.046	19.276	27.667	1:48.923	247
2	<b>23.414</b>	<b>27.771</b>	<b>18.356</b>	<b>27.124</b>	<b>1:36.665</b>	248	4	23.674	28.761	18.644	27.439	1:38.518	249
3	23.568	27.983	18.451	27.207	1:37.209	248	5	23.644	31.047	18.623	27.433	1:40.747	247
4	24.796	29.592	19.487	13:35.566	14:49.441	248	6	23.523	28.784	18.516	<b>27.401</b>	1:38.224	247
5	35.157	29.144	18.846	28.089	1:51.236 P		7	<b>23.511</b>	<b>28.455</b>	<b>18.442</b>	27.421	<b>1:37.829</b>	245
6	23.541	28.145	18.619	29.481	1:39.786	255							
<b>17 Broc PEARSON (QLD) (2nd)</b>													
1	33.703	30.639	19.090	28.036	1:51.468 P		1	35.988	29.983	19.174	28.395	1:53.540 P	
2	23.710	30.289	19.132	27.941	1:41.072	252	2	24.107	29.095	18.790	27.810	1:39.802	249
3	23.650	28.546	18.591	<b>27.305</b>	1:38.092	252	3	24.718	45.221	19.430	28.081	1:57.450	251
4	<b>23.280</b>	28.478	<b>18.473</b>	27.357	<b>1:37.588</b>	257	4	24.030	28.889	20.352	3:38.045	4:51.316	249
5	23.470	28.434	18.552	27.592	1:38.048	258	5	34.670	29.426	19.036	27.860	1:50.992 P	
6	30.046	36.192	20.986	7:40.813	9:08.037	252	6	23.890	29.315	18.806	30.625	1:42.636	253
7	44.278	31.268	19.457	29.180	2:04.183 P		7	<b>23.750</b>	28.796	18.695	28.059	1:39.300	248
8	23.617	28.794	19.045	28.038	1:39.494	252	8	23.944	28.826	<b>18.634</b>	3:13.406	4:24.810	248
9	23.583	<b>28.331</b>	18.503	27.701	1:38.118	252	9	33.132	29.349	18.973	28.067	1:49.521 P	
10	23.579	28.386	18.506	27.506	1:37.977	252	10	23.885	<b>28.616</b>	18.641	<b>27.709</b>	<b>1:38.851</b>	246
11	27.694	28.716	18.581	28.170	1:43.161	244	11	23.807	28.682	18.696	27.793	1:38.978	247
<b>21 Daniel LEONARD (VIC) (16th)</b>													
1	32.195	31.684	20.227	29.619	1:53.725 P		1	31.520	47.136	19.717	28.864	2:07.237 P	
2	25.924	31.105	19.933	29.340	1:46.302	241	2	24.919	29.979	19.478	28.451	1:42.827	247
3	<b>25.537</b>	30.959	19.849	29.377	1:45.722	239	3	24.401	29.580	19.350	28.547	1:41.878	249
4	25.612	<b>30.786</b>	19.766	<b>29.327</b>	<b>1:45.491</b>	236	4	24.437	29.602	<b>19.151</b>	28.273	1:41.463	248
5	25.572	30.872	<b>19.730</b>	29.372	1:45.546	237	5	24.372	<b>29.517</b>	19.285	28.298	1:41.472	248
6	25.911	32.941	23.710	4:35.806	5:58.368	239	6	24.485	31.337	20.273	4:50.809	6:06.904	249
7	34.011	31.009	19.995	29.663	1:54.678 P		7	33.823	30.126	19.286	28.425	1:51.660 P	
8	25.853	30.960	20.312	29.861	1:46.986	238	8	24.390	29.546	19.163	<b>28.194</b>	<b>1:41.293</b>	247
9	25.773	30.985	20.153	29.870	1:46.781	235	9	<b>24.167</b>	30.299	21.788	1:52.612	3:08.866	248
10	25.717	41.994	20.306	29.741	1:57.758	234	10	29.238	29.745	19.334	28.314	1:46.631 P	
11	25.748	31.246	20.032	29.562	1:46.588	233	<b>42 Jack PASSFIELD (NSW) (8th)</b>						
<b>27 Nicholas LIMINTON (SA) (3rd)</b>							1	31.702	30.622	19.721	28.645	1:50.690 P	
1	35.181	30.592	19.482	2:15.413	3:40.668 P		2	24.833	40.816	19.545	28.347	1:53.541	244
							3	24.329	29.366	19.224	28.157	1:41.076	247

*Scott Laing*  
Chief Time Keeper - Scott Laing

Clerk of Course - Simon Maas



Computime Race Timing Systems Pty Ltd © 1996  
Licensed to Computime Race Timing Systems  
[www.computime.com.au](http://www.computime.com.au)

COMPUTIME RACE TIMING SYSTEMS PTY LTD



2019

Official ASBK Test

Phillip Island GP Circuit

February 2 & 3



ASBK.COM.AU f t i y

SUPERSPORT

Practice 3

Date: 02/02/19  
 Event: P12  
 Weather: Sunny - Temp: 28.0C  
 Track: Dry - Temp: 55.0C


Started at: 14:25:15  
 Laps: 25 Min  
 Starters: 16  
 Printed at: 14:57

SPLIT TIMES

Lap	Split 1	Split 2	Split 3	Split 4	Lap Time	Spd	Lap	Split 1	Split 2	Split 3	Split 4	Lap Time	Spd
4	24.396	29.437	19.298	28.561	1:41.692	246	10	25.070	30.510	19.570	28.942	1:44.092	237
5	24.256	29.083	<b>19.078</b>	27.984	1:40.401	246	11	24.988	29.384	19.304	28.778	1:42.454	237
6	24.351	29.020	19.161	28.084	1:40.616	246	12	25.137	29.477	19.380	28.629	1:42.623	237
7	<b>24.179</b>	<b>28.899</b>	19.166	<b>27.983</b>	<b>1:40.227</b>	246	13	24.954	29.542	19.343	28.452	1:42.291	236
							14	<b>24.433</b>	<b>28.980</b>	19.241	28.501	<b>1:41.155</b>	246
							15	24.807	29.038	<b>19.064</b>	<b>28.444</b>	1:41.353	239
<b>46 Aidan HAYES (NSW) (6th)</b>													
1	31.538	30.447	19.296	28.268	1:49.549 P								
2	23.814	30.983	19.407	28.186	1:42.390	249							
3	23.929	<b>29.091</b>	18.834	27.813	1:39.667	249							
4	<b>23.668</b>	29.183	19.040	<b>27.762</b>	<b>1:39.653</b>	249							
5	23.849	29.235	18.913	28.031	1:40.028	252							
6	23.900	29.445	18.956	28.080	1:40.381	250							
7	23.717	29.233	<b>18.832</b>	28.123	1:39.905	249							
<b>68 Oli BAYLISS (QLD) (4th)</b>													
							1	33.825	30.280	19.091	28.055	1:51.251 P	
							2	24.392	31.699	18.936	27.392	1:42.419	241
							3	24.039	28.923	18.945	27.630	1:39.537	244
							4	24.220	28.709	18.530	27.480	1:38.939	242
							5	23.874	29.754	18.984	7:14.217	8:26.829	243
							6	34.574	30.950	19.274	27.982	1:52.780 P	
							7	23.805	28.928	<b>18.465</b>	<b>27.377</b>	1:38.575	239
							8	<b>23.713</b>	<b>28.320</b>	18.507	27.381	<b>1:37.921</b>	243
<b>54 Sam LAMBERT (NT) (9th)</b>													
1	33.267	30.236	19.297	28.565	1:51.365 P								
2	25.181	44.014	19.505	28.340	1:57.040	248							
3	24.421	29.211	19.024	28.290	1:40.946	250							
4	23.875	29.049	18.996	28.372	1:40.292	252							
5	24.783	52.656	20.690	29.102	2:07.231	251							
6	23.958	<b>29.023</b>	19.286	28.233	1:40.500	252							
7	<b>23.732</b>	29.229	19.062	28.336	1:40.359	252							
8	24.486	30.655	19.538	7:49.272	9:03.951	251							
9	35.806	29.969	19.046	28.282	1:53.103 P								
10	24.040	29.162	<b>18.966</b>	<b>28.072</b>	<b>1:40.240</b>	251							
<b>82 Chris QUINN (NSW) (12th)</b>													
							1	36.559	31.266	19.581	28.821	1:56.227 P	
							2	24.785	29.445	19.293	<b>28.275</b>	1:41.798	242
							3	24.312	29.307	19.231	28.306	1:41.156	245
							4	25.008	33.645	21.346	2:27.562	3:47.561	241
							5	34.411	30.476	19.127	28.416	1:52.430 P	
							6	<b>24.256</b>	29.503	<b>18.895</b>	28.322	<b>1:40.976</b>	245
							7	24.284	<b>29.157</b>	19.354	2:15.007	3:27.802	243
							8	35.740	30.236	19.118	28.411	1:53.505 P	
<b>61 Rhys BELLING (VIC) (13th)</b>													
1	34.173	29.829	19.903	29.036	1:52.941 P								
2	25.273	29.777	19.700	29.044	1:43.794	241							
3	25.171	29.395	19.612	29.003	1:43.181	241							
4	25.018	29.483	19.466	28.753	1:42.720	239							
5	24.971	29.449	19.358	28.612	1:42.390	241							
6	24.796	29.293	19.455	28.592	1:42.136	244							
7	24.721	29.394	19.343	28.605	1:42.063	242							
8	24.750	29.400	19.378	28.924	1:42.452	241							
9	25.120	29.714	19.475	28.859	1:43.168	237							
<b>85 Ty LYNCH (SA) (7th)</b>													
							1	31.152	29.632	19.308	28.339	1:48.431 P	
							2	24.349	29.368	19.378	28.567	1:41.662	248
							3	24.512	29.111	19.083	28.322	1:41.028	243
							4	<b>24.216</b>	28.880	19.060	28.254	1:40.410	247
							5	24.440	29.074	19.258	28.332	1:41.104	247
							6	24.550	29.435	19.233	7:59.128	9:12.346	246
							7	33.169	29.499	19.102	28.204	1:49.974 P	
							8	24.340	28.836	18.895	28.094	<b>1:40.165</b>	244

*Scott Laing*  
 Chief Time Keeper - Scott Laing

Clerk of Course - Simon Maas



Computime Race Timing Systems Pty Ltd © 1996  
 Licensed to Computime Race Timing Systems  
[www.computime.com.au](http://www.computime.com.au)

COMPUTIME RACE TIMING SYSTEMS PTY LTD



# Official ASBK Test

## Phillip Island GP Circuit

### February 2 & 3



ASBK.COM.AU f t i y

### SUPERSPORT Practice 3

Date: 02/02/19  
Event: P12  
Weather: Sunny - Temp: 28.0C  
Track: Dry - Temp: 55.0C

Started at: 14:25:15  
Laps: 25 Min  
Starters: 16  
Printed at: 14:57



### SPLIT TIMES

Lap	Split 1	Split 2	Split 3	Split 4	Lap Time	Spd	Lap	Split 1	Split 2	Split 3	Split 4	Lap Time	Spd	
9	24.548	<b>28.827</b>	18.989	28.102	1:40.466	247	8	24.174	29.628	<b>19.124</b>	3:11.002	4:23.928	248	
10	24.549	29.057	<b>18.856</b>	<b>28.016</b>	1:40.478	240	9	32.864	33.049	19.976	28.810	1:54.699 P		
							10	<b>24.169</b>	<b>28.826</b>	19.174	28.263	<b>1:40.432</b>	251	
<b>88 Luke SANDERS (VIC) (11th)</b>							<b>555 Andrew EDSER (NSW) (15th)</b>							
1	33.125	29.796	19.272	28.403	1:50.596 P		1	34.708	30.606	20.197	28.978	1:54.489 P		
2	24.789	29.872	19.401	28.261	1:42.323	251	2	24.999	29.966	19.494	28.498	1:42.957	248	
3	24.678	29.434	19.254	28.440	1:41.806	251	3	24.841	29.422	19.604	28.560	1:42.427	247	
4	24.602	29.655	19.243	28.336	1:41.836	252	4	24.858	29.787	19.410	28.639	1:42.694	247	
5	24.792	29.725	19.168	<b>28.098</b>	1:41.783	245	5	24.912	29.679	19.446	28.521	1:42.558	248	
6	<b>24.371</b>	<b>29.035</b>	<b>19.050</b>	28.267	<b>1:40.723</b>	248	6	<b>24.557</b>	29.380	19.336	28.604	1:41.877	248	
							7	24.662	29.682	19.643	28.916	1:42.903	247	
<b>96 Luke MITCHELL (NSW) (10th)</b>								8	24.754	45.801	20.603	29.122	2:00.280	247
1	35.705	31.807	20.335	29.026	1:56.873 P		9	25.134	29.651	<b>19.323</b>	28.558	1:42.666	245	
2	24.887	40.662	20.041	28.679	1:54.269	248	10	24.718	29.353	19.365	3:07.408	4:20.844	247	
3	24.749	29.308	19.385	28.376	1:41.818	247	11	32.189	30.480	19.974	29.094	1:51.737 P		
4	24.295	29.218	19.304	28.355	1:41.172	249	12	24.726	<b>29.224</b>	19.344	<b>28.245</b>	<b>1:41.539</b>	244	
5	26.534	32.584	20.277	3:41.836	5:01.231	249								
6	36.707	31.809	19.814	29.145	1:57.475 P									
7	24.414	28.999	19.156	<b>28.174</b>	1:40.743	247								

Scott

Chief Time Keeper - Scott Laing

Clerk of Course - Simon Maas



Computime Race Timing Systems Pty Ltd © 1996  
Licensed to Computime Race Timing Systems

[www.computime.com.au](http://www.computime.com.au)

**COMPUTIME RACE TIMING SYSTEMS PTY LTD**



2019

# Official ASBK Test Phillip Island GP Circuit

## February 2 & 3



ASBK.COM.AU f t i y

### SUPERSPORT Practice 3

Date: 02/02/19  
Event: P12  
Weather: Sunny - Temp: 28.0C  
Track: Dry - Temp: 55.0C

Started at: 14:25:15  
Laps: 25 Min  
Starters: 16  
Printed at: 14:57


### FASTEST LAPS SEQUENCE

Race Time	No	Name	Machine	Fastest Lap	On Lap
1:57.073	68	Oli BAYLISS (QLD)	Yamaha YZF-R6	1:51.251	1
1:57.804	85	Ty LYNCH (SA)	Yamaha YZF-R6	1:48.431	1
3:39.466	85	Ty LYNCH (SA)	Yamaha YZF-R6	1:41.662	2
3:42.581	17	Broc PEARSON (QLD)	Yamaha YZF-R6	1:41.072	2
4:17.581	33	Reid BATTYE (NSW)	Suzuki GSX-R	1:39.802	2
5:19.029	68	Oli BAYLISS (QLD)	Yamaha YZF-R6	1:39.537	3
5:20.673	17	Broc PEARSON (QLD)	Yamaha YZF-R6	1:38.092	3
6:29.650	7	Tom TOPARIS (NSW)	Yamaha YZF-R6	1:36.665	2

*Scott Laing*


Chief Time Keeper - Scott Laing

Clerk of Course - Simon Maas



Computime Race Timing Systems Pty Ltd © 1996  
Licensed to Computime Race Timing Systems  
[www.computime.com.au](http://www.computime.com.au)

COMPUTIME RACE TIMING SYSTEMS PTY LTD





# Official ASBK Test

## Phillip Island GP Circuit

### February 2 & 3



ASBK.COM.AU [f](#) [t](#) [i](#) [y](#)

### SUPERSPORT Practice 3

Date: 02/02/19  
 Event: P12  
 Weather: Sunny - Temp: 28.0C  
 Track: Dry - Temp: 55.0C

Started at: 14:25:15  
 Laps: 25 Min  
 Starters: 16  
 Printed at: 14:57



### BEST PARTIAL TIMES

Pos	Split 1		Split 2		Split 3		Split 4		LAP		Ideal	Fastest
	Name	Time	Name	Time	Name	Time	Name	Time	Name	Time		
1	B. PEARSON	23.280	T. TOPARIS	27.771	T. TOPARIS	18.356	T. TOPARIS	27.124	T. TOPARIS	1:36.665	1:36.665	
2	T. TOPARIS	23.414	O. BAYLISS	28.247	N. LIMINTON	18.442	B. PEARSON	27.305	B. PEARSON	1:37.389	1:37.588	
3	N. LIMINTON	23.511	B. PEARSON	28.331	O. BAYLISS	18.465	O. BAYLISS	27.377	O. BAYLISS	1:37.802	1:37.921	
4	A. HAYES	23.668	N. LIMINTON	28.455	B. PEARSON	18.473	N. LIMINTON	27.401	N. LIMINTON	1:37.809	1:37.829	
5	O. BAYLISS	23.713	R. BATTYE	28.616	R. BATTYE	18.634	R. BATTYE	27.709	R. BATTYE	1:38.709	1:38.851	
6	S. LAMBERT	23.732	L. MITCHELL	28.826	A. HAYES	18.832	A. HAYES	27.762	A. HAYES	1:39.353	1:39.653	
7	R. BATTYE	23.750	T. LYNCH	28.827	T. LYNCH	18.856	J. PASSFIELD	27.983	S. LAMBERT	1:39.793	1:40.240	
8	S. NICHOLSO	24.167	J. PASSFIELD	28.899	C. QUINN	18.895	T. LYNCH	28.016	T. LYNCH	1:39.915	1:40.165	
9	L. MITCHELL	24.169	R. BELLING	28.980	S. LAMBERT	18.966	S. LAMBERT	28.072	J. PASSFIELD	1:40.139	1:40.227	
10	J. PASSFIELD	24.179	S. LAMBERT	29.023	L. SANDERS	19.050	L. SANDERS	28.098	L. MITCHELL	1:40.293	1:40.432	
11	T. LYNCH	24.216	L. SANDERS	29.035	R. BELLING	19.064	L. MITCHELL	28.174	L. SANDERS	1:40.554	1:40.723	
12	C. QUINN	24.256	A. HAYES	29.091	J. PASSFIELD	19.078	S. NICHOLSO	28.194	C. QUINN	1:40.583	1:40.976	
13	L. SANDERS	24.371	C. QUINN	29.157	L. MITCHELL	19.124	A. EDSER	28.245	R. BELLING	1:40.921	1:41.155	
14	R. BELLING	24.433	A. EDSER	29.224	S. NICHOLSO	19.151	C. QUINN	28.275	S. NICHOLSO	1:41.029	1:41.293	
15	A. EDSER	24.557	S. NICHOLSO	29.517	A. EDSER	19.323	R. BELLING	28.444	A. EDSER	1:41.349	1:41.539	
16	D. LEONARD	25.537	D. LEONARD	30.786	D. LEONARD	19.730	D. LEONARD	29.327	D. LEONARD	1:45.380	1:45.491	

Scott Laing

Chief Time Keeper - Scott Laing

Clerk of Course - Simon Maas



Computime Race Timing Systems Pty Ltd © 1996  
 Licensed to Computime Race Timing Systems

[www.computime.com.au](http://www.computime.com.au)

**COMPUTIME RACE TIMING SYSTEMS PTY LTD**